

AECPS French Knowledge Organiser - Year 4

Spring Term 1

Topics: describing pictures and art

Focus Subjects: Shapes, colours, prepositions

KS2 Curriculum

Learning Outcomes

Listening

- Listen attentively and show understanding by joining in and responding
- Link the spelling, sound and meaning of words

Speaking

- Speak in sentences
- Describe people, places, things and actions orally (to a range of audiences)

Reading

- read and show understanding of words, phrases and simple texts
- read aloud with accurate pronunciation

Writing

- adapt phrases to create new sentences
- describe people, places, things and actions in writing

Grammar

- Gender of nouns - definite and indefinite articles
- Singular and plural forms of nouns
- Adjectives (place and agreement)
- Conjugation of key verbs (and making verbs negative)
- Connectives and qualifiers, adverbs of time, prepositions of place

- To apply French phonics to say unfamiliar words
- To learn key shape vocabulary
- To use adjectives with the correct agreement to describe shapes
- To use prepositions to describe a picture
- To adapt phrases to create new sentences to describe a picture (orally and written)
- To apply knowledge of shapes, adjectives and prepositions to create and describe their own picture (orally and written)

Cross-curricular links


Art – describing pictures from famous artists – Matisse, Kandinsky
Maths – 2D shapes

Key facts


Adjectives used after the noun in French
Prepositions can be used at the start or middle of a sentence (similar to English)

Key Vocabulary

Les forms - Shapes



un cercle



un triangle



un carré



un ovale



un point



un ligne



un rectangle




une étoilé



une spirale

Prépositions

à gauche



à droite



sur



SOUS



au centre de

les couleurs



Key Vocabulary

Il y a - there is/are

C'est - it is

Droit - Straight

Courbé - Curve

Fine - Fine

Épais - Thick

Grand - Big

Petit - Small

