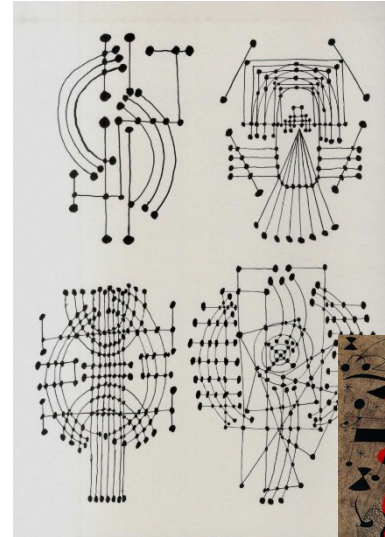





	Autumn 1	Spring 1	Summer 1
	<p>Collage Objectives:</p> <ul style="list-style-type: none"> ✓ Use oil pastel and brush O Dye to create a background ✓ Layer photographs and printed images to give effect and add detail to the foreground ✓ Express preferences through collage <p>Media used: Oil Pastel Brush O Dye, photographs and printed images, typography and chosen materials</p> <p>Activity: To create an “All About Me” collage</p> <p>Artist Link: All previously taught self-portrait artists</p> <p>CC Links: PSHE - Sense of self</p> <p>Vocabulary introduced: background, foreground</p> <p>Prior learning: Collage with wide range of materials – self portraits in Year 1 using paint.</p>	<p>Drawing Objectives:</p> <ul style="list-style-type: none"> ✓ To use different thickness of pens for effect ✓ To experiment with line, dot and shape designs to replicate constellations ✓ To draw lines with clear intention and with precision ✓ To replicate the simple styles of Picasso and Joan Miro <p>Media used: Black pen</p> <p>Activity: To create constellation style art using pen on paper</p> <p>Artist/Stimulus Link: Picasso (SPN)/ Joan Miro (SPN)</p> <p>CC Links: Science/ space</p> <p>Vocabulary introduced: constellation, line, dot, shape, precision</p> <p>Prior learning: Using pen to dot, dash and give detail to “The Great Wave” art.</p>	<p>Sculpting Objectives:</p> <ul style="list-style-type: none"> ✓ Cut, flatten and smooth clay to create a base ✓ Use clay cutting tools to make appropriate shapes ✓ Use clay tools to give detail ✓ Add materials such as beads, and gems to provide interesting detail <p>Media used: Clay, beads, tiles</p> <p>Activity: Replicate an Anglo Saxon artefact</p> <p>Artist Link: N/A</p> <p>CC Link: History- Anglo Saxons</p> <p>Vocabulary introduced: replicate, flatten, smooth, detail</p> <p>Prior learning: Creating clay pots including details such as handles and spouts.</p>
	<p>Painting Objectives:</p> <ul style="list-style-type: none"> ✓ To develop confidence in using quicker brushstrokes when using watercolour ✓ Experiment with layering/overpainting to emphasise contrasts, and qualities of shape and tone ✓ Develop the paint techniques previously taught for backgrounds within the artwork as a whole <p>Media used: Watercolour</p> <p>Activity: To create a Monet inspired railway painting</p> <p>Artist Link: Claude Monet (FR)</p> <p>CC Link: The Railway Children</p> <p>Vocabulary introduced: urban, landscape, brush strokes, speed, layering, light, dark,</p> <p>Prior learning: Using bleeding and layering techniques to paint “The Great Wave” using watercolour.</p>	<p>Painting Objectives:</p> <ul style="list-style-type: none"> ✓ To use black and white to create different shades of the same colour ✓ To apply different shades to polystyrene sheets to give a graduated effect ✓ To confidently use printing techniques <p>Media used: Printing paints</p> <p>Activity: To create a mono-print space background</p> <p>Artist/ Stimulus Link: Georgia O’Keefe (USA)</p> <p>CC Link: Science/space</p> <p>Vocabulary introduced: shades, graduated, printing</p> <p>Prior learning: Shading and colour mixing in all previous years. Mono-prints in Rec.</p>	<p>Drawing Objectives:</p> <ul style="list-style-type: none"> ✓ Develop the perspective techniques previously taught, as well as using tone, light and shade to make things appear 3D ✓ Develop previously taught skills of hatching and cross hatching to show tone and texture ✓ Further develop shadow skills by observing the direction of the source of light <p>Activity: Animal drawings</p> <p>Media used: Children to choose between : Pen, pencil, oil pastel, charcoal</p> <p>Artist/Stimulus Link: Kitty Harvill (USA)</p> <p>CC Link: Biology – life cycle</p> <p>Vocabulary introduced: reality, light, shade, tone, 3D, hatching, cross hatching, texture, proportion</p> <p>Prior learning: Use of all media for drawing and sketching</p>



https://www.artspace.com/magazine/art_101/book_report/ten-depictions-of-the-



<https://www.artistsforconservation.org/artists/1364>



<https://www.youtube.com/watch?v=fpnlGUds1FQ>

