

**Autumn 1**

**Drawing Objectives:**

- ✓ Develop skills to draw the reality of what can be seen
- ✓ Using tone, light and shade to make things appear 3D
- ✓ Develop use of hatching and cross hatching to show tone and texture
- ✓ Begin to represent proportion

**Activity:** Using various techniques with charcoal to give increased detail to artwork of hands

**Media used:** Charcoal

**Artist/Stimulus Link:** Henry Moore (UK)

**CC Link:** Use character from “The Lost Happy Endings” as stimulus.

**Vocabulary introduced:** reality, light, shade, tone, 3D, hatching, cross hatching, texture, proportion

**Prior learning:** Charcoal images for Stone Age cave art using scumbling and dusting.

**Spring 1**

**Painting Objectives:**

- ✓ Develop brush techniques and use a variety of brushes – including use of thick and thin brush strokes for accuracy
- ✓ Paint accurately within lines using acrylic paints
- ✓ Mix acrylic paints to create primary, secondary and tertiary colours (revisit colour wheel)
- ✓ Begin to use complementary and opposing colours

**Media used:** Acrylic Paint (first use)

**Activity:** Design and make a printing piece to create a tessellation

**Artist Link:** M.C Escher (NDL)

**CC Link:** Greek Mosaic

**Vocabulary introduced:**

**Prior learning:** Colour wheel in Year 2, water colour mixing.

**Summer 1**

**Painting Objectives:**

- ✓ Experiment with bleeding using watercolours
- ✓ Confidently add colour to water on the page to give depth of colour
- ✓ Begin to use light and shadow in the background and foreground
- ✓ Experiment with using a dry brush to add details and texture

**Media used:** Watercolour

**Activity:** To use watercolour to paint over a design of “The Great Wave of Kangawa”

**Artist/ Stimulus Link:** The Great Wave of Kangawa – Hokusai (JPN)

**CC Link:** The Vikings - sailing

**Vocabulary introduced:** bleeding, depth of colour, light, shadow, background and foreground, detail, texture, soften

**Prior learning:** Water colours to create Hockney inspired art- focus on colour mixing for warm and cold.

**Sculpting Objectives:**

- ✓ Design a roman style pot and copy from this when working with clay.
- ✓ Use thumbs to shape a lump of clay to create a chasm.
- ✓ Pinch, push and shape the clay to create a desired pot shape.
- ✓ Pinch, roll and squeeze clay to create additional details such as handles and spouts.
- ✓ Use previously taught techniques to make a sculpture structurally robust to stand up independently

**Media used:** Clay

**Activity:** Make clay pots and use clay tools to add detail.

**Artist Link:** Range of potters as appropriate

**CC Link:** Roman Pots

**Vocabulary introduced:** design, pinch, push, shape, smooth, roll, squeeze, handles, spouts, base

**Prior learning:** Shaping clay to make a house base

**Collage Objectives:**

- ✓ Develop abstract ways to show ideas for effect
- ✓ Select a range of materials for a striking effect
- ✓ Select materials by colour, texture and shape to match a theme.

**Media used:** Mixed media, paper, card, tinfoil, plastic other found objects of children’s choosing/finding

**Activity:** To create a mood board to support and display and architectural design.

**Artist Link:** Zaha Hadid (UK/IRQ)

**CC Link:** N/A

**Vocabulary introduced:** abstract, design, striking colour, texture, shape, mood board, architect

**Prior learning:** Collage using natural materials, and mixed materials to create scenery

**Drawing Objectives:**

- ✓ Carefully use pen to create strong outlines on top of paint art work.
- ✓ Use dots, lines and dashes to create motion

**Media used:** Pen (on top of watercolour)

**Activity:** Use pen to enhance a watercolour painting of The Great Wave



**Artist/Stimulus Link:** The Great Wave of Kangawa – Hokusai (JPN)

**CC Links:** The Vikings - sailing

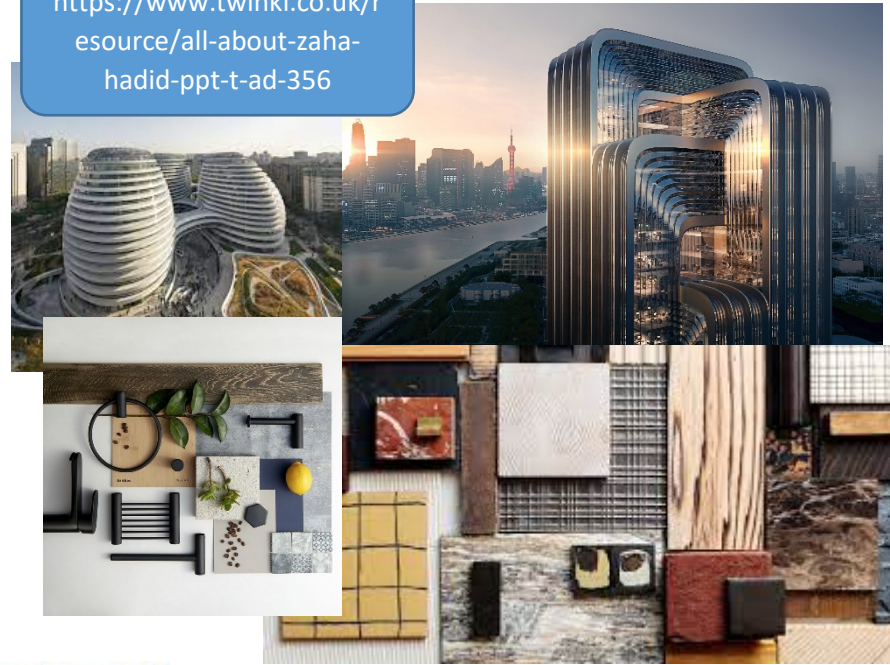
**Vocabulary introduced:** outline, dot, dash, enhance, motion

**Prior learning:** Using pens of different thickness for outlines prior to painting.

<https://www.tate.org.uk/art/art-works/moore-the-artists-hand-v-p02911>



<https://www.twinkl.co.uk/resource/all-about-zaha-hadid-ppt-t-ad-356>



<https://www.youtube.com/watch?v=5FIOF8xsPas>

<https://craftcue.com/tessellations-for-kids>



<https://www.youtube.com/watch?v=QkX2N06VwCU>

