

Welcome to

Alderley Edge Community Primary School

Mrs Lindsey Walsh
Headteacher



Structure and teaching in Reception class during the 2024 - 2025 school year

- Teachers - Miss Lyndsey Platt and Mrs Emma Gallimore
- Teaching Assistant - Miss Beech

In addition to these staff your child will also be taught by...

- Mrs Ruth Lewis (PE teacher)
- Mrs Nicholas (Music teacher)
- Other teachers and teaching assistants

GOVERNORS

Wendy Davies

Chair of the Governing Body



Governing Board Composition

Governor

Category

Wendy Davies	Co-opted Governor
Nick Hughes	Co-opted Governor
Tom Williams	Parent Governor
Katie Bjerkan	Co-opted Governor
Sheila Keegan	Local Authority Governor
Lesley Sym	Staff Governor
Anthony Weyman	Co-opted Governor
Martin Smith	Co-opted Governor
Hannah Lomas	Co-opted Governor
Helen Handley	Co-opted Governor
Alex Shaw	Co-opted Governor
Mike Lamb	Parent Governor
Mark Ross	Parent Governor
Lindsey Walsh	Head Teacher

- Ensure clarity of Vision, Ethos and Strategic Direction
- Holding the Head Teacher to account for the educational performance of the school and its children
- Overseeing the financial performance of the school and making sure its money is well spent

A photograph of a school building with a tall, dark stone church tower in the background. The scene is set on a large green lawn. The text "Our Aims and Values underpin everything we do in school" is overlaid in the center in a large, black, sans-serif font. The image has a slightly faded or semi-transparent appearance.

Our Aims and Values
underpin everything
we do in school



Mission Statement

An Inclusive Community Inspiring Lifelong Learners

Aims

- We provide a **secure, safe** and **nurturing** environment where children flourish.
- We provide **all children** with an **exciting range of experiences and opportunities** to recognise their own qualities regardless of need, ensuring that there is equality of opportunity.
- We provide a **broad and balanced curriculum that inspires** children to maximise their potential.
- We promote **mutual respect, understanding and tolerance** so enabling children to embrace diversity.
- We foster an ethos of teamwork to ensure **continuous improvement** and the highest standards of achievement and behaviour.
- We enable children to develop **self-confidence, resilience and independence** taking ownership of their learning and enabling them to meet future challenges.
- We promote professional relationships and **mutual respect** between all members of the school community thus modelling positive behaviours and attitudes for our children.
- We will keep the school at the **heart of the local community**, collaborating for mutual benefit to create and sustain positive opportunities for all.

Children's Version

ALDERLEY EDGE COMMUNITY PRIMARY SCHOOL

We include everybody and want them to carry on learning when they leave us



<p>We are a safe place for children to grow and be the best they can be</p>	 A circular logo with the text 'Safeguarding Children' around the perimeter. Inside, there are three stylized figures of children holding hands under a sun.
<p>We give all children lots of opportunities to learn whatever they need</p>	 An illustration of four diverse children sitting around a table, engaged in learning or discussion.
<p>We teach the children a wide range of interesting things to help them achieve their best</p>	 A colorful logo with the words 'LEARNING IS FUN' in large, multi-colored letters.
<p>We teach children that everyone is to be treated the same and to respect each other</p>	 A logo with the word 'RESPECT!' in large, colorful letters, with small figures of children standing below it.
<p>We work as a team to help children achieve their best and behave well</p>	 A circular logo with a yellow star and the text 'Good Behaviour' below it.
<p>We give children the opportunities to learn how to learn and develop life skills so they can deal with any challenges they may face</p>	 A large, colorful logo with the word 'LEARNING' in bold, multi-colored letters, with small figures of children and a globe integrated into the letters.
<p>We respect each other and show this to the children so they can learn to have positive mind sets and behaviour</p>	 A logo with the text 'BE somebody WHO MAKES EVERYBODY FEEL LIKE a somebody!' in various fonts and colors, with 'and Friends' at the bottom.
<p>We will keep working with Alderley Edge village and the surrounding area and use the things in the environment to help us learn. We will also give back to the community</p>	 An illustration of a diverse group of children holding hands in a circle, with buildings and trees in the background.

School Essentials

School Essentials are the drivers for our curriculum that will enable us to shape the curriculum around the needs and wants of our school and the children.

Our drivers are...



Academic excellence

Life long learners

Possibilities and Risks

Social intelligence

The background image shows a large, multi-story brick building with a prominent tower, likely a school or institutional building. The building is surrounded by greenery, including trees and a lawn. The text is overlaid on the image.

The Children's Statement

'Making a difference'

Partnerships and Relationships

It's a three way process

- It's good to talk
- If there are any changes that school needs to know about please let Miss Platt know
- If you need an appointment then please phone or email the school office and speak to Mrs Suzy Broadrick or Mrs Ania Shotton
- Mrs Lindsey Walsh (Head Teacher) - an appointment is not always required

SAFEGUARDING

**Keeping
children safe
is everyone's
responsibility**



Designated Safeguarding Lead - Mrs Walsh

Deputy Designated Safeguarding Leads - Miss Rose, Mrs Reynolds, Mrs Share

Contact via school office - admin@aecps.org

Any concerns outside of school hours or holidays contact

Cheshire East Consultation Service (ChECS) on 0300 123 5012 (option 3)

Safeguarding

- All staff play a part
- All parents and visitors play a part
- Gates, doors and access
- DBS
- Qualified First Aiders
- Bump notes and phone calls home
- Please keep contact details up to date

Visits

- All classes go on day visits during the year or welcome visitors in to school
- The Year 2 - Visit and stay for one night at Delamere
- The Year 4 - 2 night visit and stay at White Hall in Derbyshire
- The Year 6 - 5 day Residential Trip to an Adventure Centre in mid-Wales
- Detailed risk assessments are carried out for all trips and visits - more adventurous trips and all residential trips are checked by CE LA
- We ask parents to help if they can - a DBS check is required

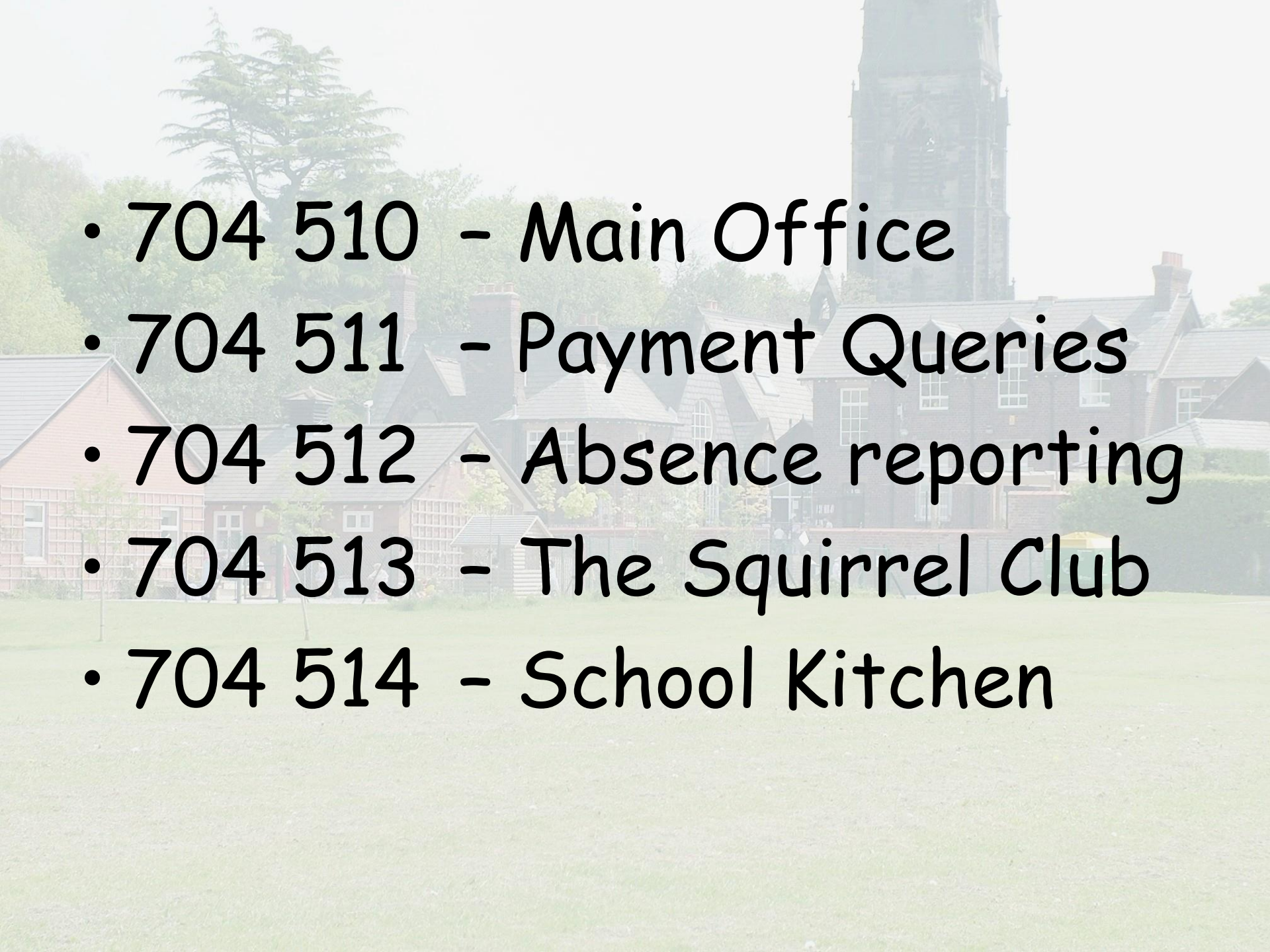
Admin and Communication Matters!!

- Mrs Suzy Broadrick- Bursar
- Mrs Ania Shotton - Office Assistant
- School Spider App- Email and Texts
- Website
- TEAMS

The background image shows a large, multi-story brick school building with a prominent, tall, dark stone tower on the right side. A large, leafy tree is visible on the left. The foreground is a green lawn. The text is overlaid on the image.

School Phone Number

01625 704 510

- 
- 704 510 - Main Office
 - 704 511 - Payment Queries
 - 704 512 - Absence reporting
 - 704 513 - The Squirrel Club
 - 704 514 - School Kitchen

The background image shows a large, multi-story brick school building with a prominent, tall, dark stone tower on the right side. A large, leafy tree is visible on the left. The foreground is a green lawn. The text 'School Website' is overlaid in the center in a bold, black, sans-serif font.

School Website

www.aecps.org

School Curriculum

- Whole School
- By subject
- By class

School Essentials

- Holiday Dates
- Lunchtime Catering
- School Uniform

Community

- Supporting Your Child at Home
- Parent/Carer Workshops
- PTA Information



All About School

- Our Mission and Aims
- Ofsted Information
- Staff - who they are and what they look like!
- School Curriculum

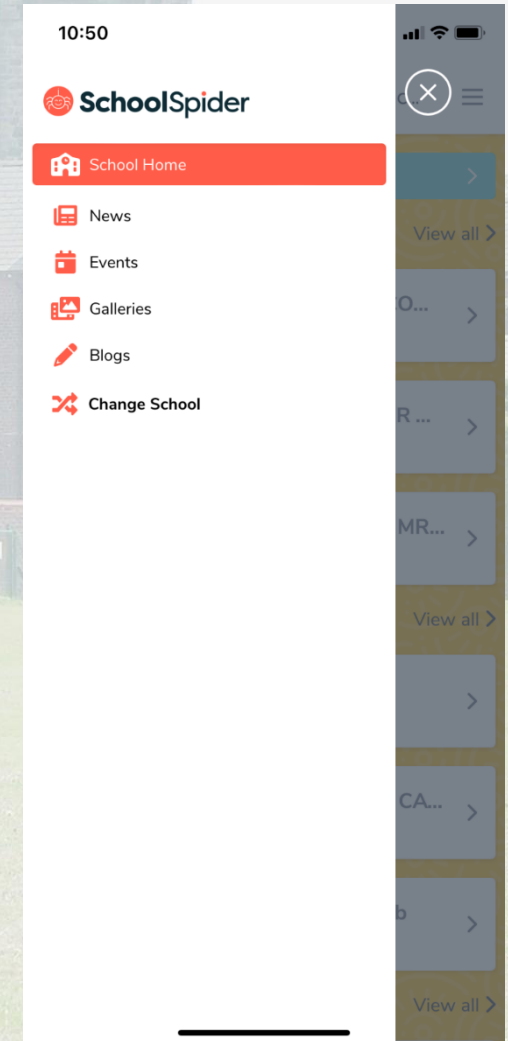
What's Going On?

- News
- School Calendar
- The Squirrel Club
- Recent Events
- Newsletters



ALDERLEY EDGE
Community Primary School

School App - School Spider



Holiday's in Term Time

- Know the holiday dates (published only by school on website... don't use other versions)
- No holidays approved in term time except in exceptional circumstances
- Absence from school is proven to negatively impact children's learning
- Unauthorised absences or persistent lateness could result in fines

Good attendance means...

being in school at least 95% of the time or 180 to 190 days





The Squirrel Club

Manager

- Mrs Walsh

Deputy Manager

- Mrs Ruth Share

See School Website

Contact - thesquirrelclub@aecps.org

Direct telephone number - 01625 704 513

Opening Hours

Term Time

- 7.45am - 8.45am

- 3.15pm - 6.00pm

Holidays

- 7.45am - 6.00pm

From Mon - Thurs

+ INSET days

P.T.A.

- All parents are members of the PTA
- The PTA is absolutely essential
 - ✓ Sense of community
 - ✓ Social events
 - ✓ Fundraising
 - ✓ Friendships

September!

- Children start school on September 3rd (TUESDAY)
- Phased start for the first week

Important Dates for Reception Children and Parents – September 2024

Please note that Monday 2nd September is an INSET days and school is **closed** to children.

Reception class times

03.09.24 - 04.09.24	8.45 am - 11.45 am	home before lunch
05.09.24 – 06.09.24	8.45 am - 1.25 pm	to include lunchtime in school
09.09.24 onwards	8.45 am - 3.15 pm	full days will commence



Welcome to Reception!



Miss Platt
Deputy Head
Foundation Stage
Leader/Class Teacher
Art and Literacy
Leader



Mrs Gallimore
Class Teacher in
Reception on Wednesdays



Miss Beech
Reception Learning
Support Assistant

The Curriculum

The revised EYFS curriculum is to become statutory this September. We started this curriculum last year as an "Early Adopter School"

- We support the principles of this curriculum which states that each child is unique and must be provided with experiences to support and develop new skills, understanding and learning
- 3 Prime Areas
- 4 Specific Areas

Prime Areas

Personal, Social and Emotional Development

Self Regulation

Managing Self

Building Relationships

Physical Development

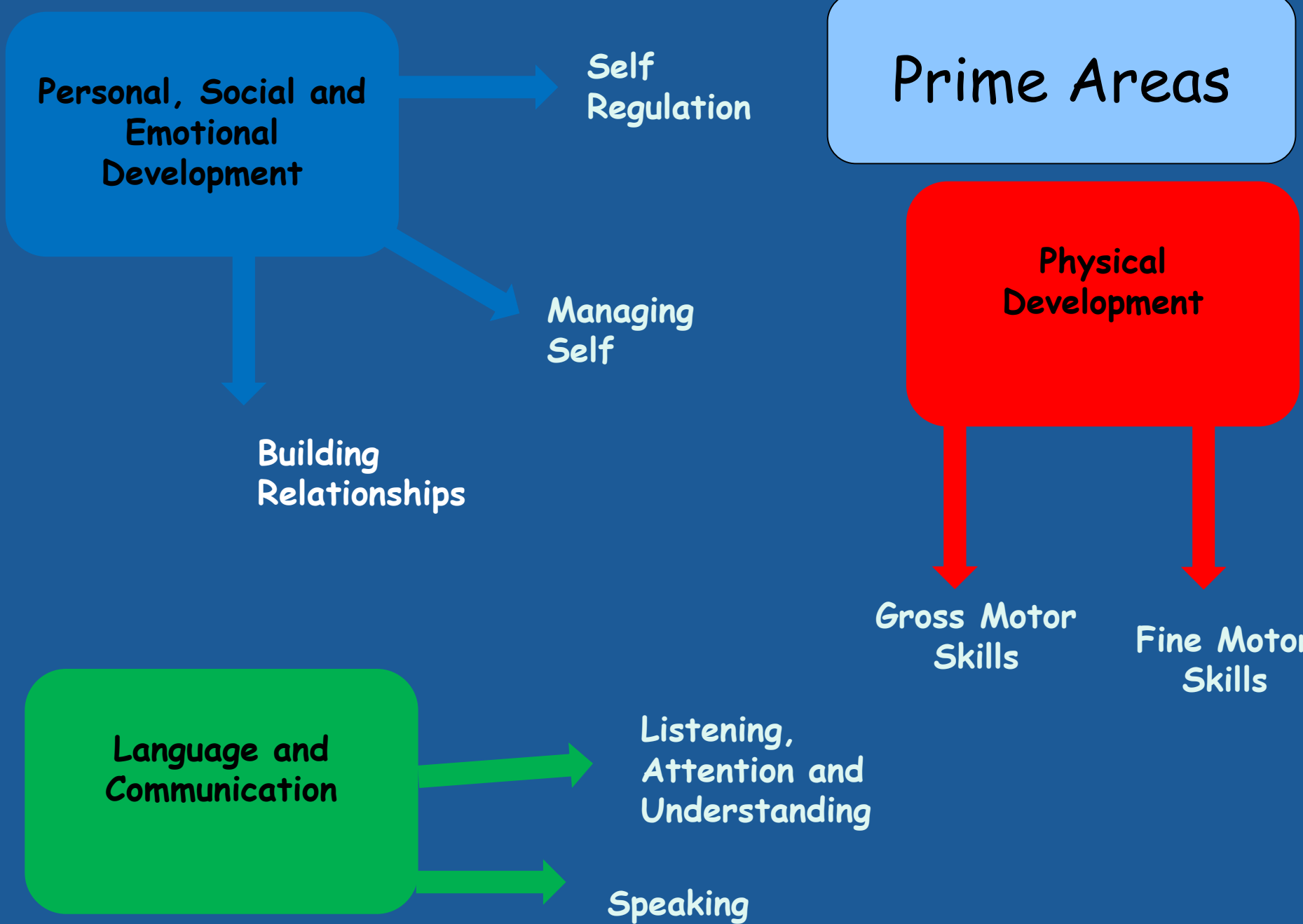
Gross Motor Skills

Fine Motor Skills

Language and Communication

Listening, Attention and Understanding

Speaking



Literacy

Comprehension

Word reading

Writing

Specific Areas

Mathematics

Numbers

Numerical Patterns

The Natural World

Past and Present

**People,
Culture and
Communities**

**Understanding the
World**

**Creating with
Materials**

**Expressive Art and
Design**

**Being
Imaginative and
Expressive**

17 Early Learning Goals (ELGS)

- EMERGING - Working towards the goal
- EXPECTED - Working within the goal

How is my child assessed?

- Ongoing day to day assessment by all members of staff that work with your child. Some evidence is collected in a shared class book.
- Adult led - Collected in Creative Curriculum books
- Phonics - assessed half termly through RWI program
- Notes from reading records from home

DON'T COMPARE YOUR
CHILD TO OTHERS.
THERE'S NO COMPARISON
BETWEEN THE SUN AND
THE MOON.
THEY SHINE WHEN IT'S
THEIR TIME.



How will I know what my child is up to?

- Half termly planner sent out will tell you topics and aim for the half term
- Weekly class updates on TEAMS so you can see what we are up to!
- Every second Monday after a holiday you will be invited in to look at your child's curriculum book.
- Reading record book will give information on reading progress.
- Verbal feedback as and when needed

Transition for
parents
No news is good
news!

A School Day...

School starts at 8.45

Register

Assembly/Reading 4 Mastery

Jobs or choosing (child initiated play)

Home snack and playtime

RWI phonics

Jobs or choosing (child initiated play)

Lunchtime in the hall 11.45

Playtime on the playground with until 12.45

Register

Whole class time - stories, games and songs whilst 1:1 reading takes place

Jobs or choosing (child initiated play)

Snack time


Whole class mark making activities during the first half of the year and jobs and choosing in the second

Home time at 3.15

M
O
R
N
I
N
G
S
E
S
S
I
O
N
S

A
F
T
E
R
N
O
O
N
S
E
S
S
I
O
N
S

What are "jobs"?



2 literacy, 2 numeracy, 1 KOW a week
1 creative and 1 forest afternoon every
other week

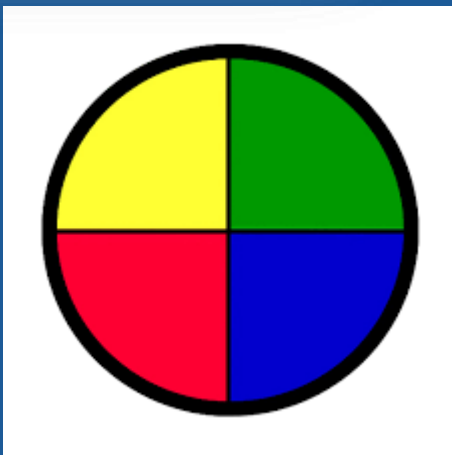
What is "choosing"?



Linked to areas of learning, children's interests, topic work, targets

I Love School
and Like doing jobs
and choosing

to miss
Platt
no that
you wife
I had for us
I'll will
wife had
for you love
Lara OX



Behaviour

ALDERLEY EDGE COMMUNITY PRIMARY
SCHOOL

"Making a Difference"

OUR SCHOOL CODE

Be Kind

Be safe

Be
Responsible



Behaviour

ALDERLEY EDGE COMMUNITY PRIMARY
SCHOOL

"Making a Difference"

MY TEACHER WILL...

Instruct
me

Remind
me

warn
me

THEN I WILL...

Lose
time

Have
tragedy

Have
teacher's
choice



Behaviour

RECEPTION

- Smiley Chair
- Sticker cards and treat baskets
- Marble pots
- Reveal boards

WHOLE SCHOOL

- House points
- Tokens
- Class awards
- Child of the week certificates

LUNCH TIME

- Lunch tokens
- Top table

Learning 2 Learn Badge
system
Bronze, Silver, Gold

Visit to Mrs Walsh for a Head
teacher award

Letter home from the Head
teacher to recognise
hardwork

What if my child gets hungry?



Home Snack
(10.00)

No big snack boxes please,
Please make sure your child is able to
open their own snack

Fresh Fruit
(2.00)



Water Bottles

Filled up at home
No juice please

Lunchtime

Hot dinner

School meals are FREE to all children from Reception to Year 2

Vegetarian option

Meat option

Salad Bar

Menu on Website

DIETARY REQUIREMENTS



Lunchtime



Packed Lunches

Sandwich

Piece of fresh fruit

Yoghurt

Drink separate from water bottle
(no sweets, chocolate bars, fizzy
drinks)



School Uniform

Navy jumper, sweatshirt or with the AECPS Logo

White T- Shirt with the AECPS Logo

Grey trousers or shorts, skirts or pinifores

Sensible dark shoes (not trainers, heeled shoes and no laces!)

Summer

Blue and white gingham dress

Sensible dark shoes or sandals (no crocs)



P.E. Kit

Navy blue joggers/shorts/skort

Navy round neck T Shirt with the AECPS Logo

Navy hoodie or jumper (no logos unless it is the school logo)

Pumps or trainers (no laces please!)



What else will my child need?

Warm water proof coat
with a hood!
Needs a loop for hanging!



Book bag




Don't forget to name
it!



Cap or hat in cold/ warm weather



A spare change of underwear
(in the style they wear)



Wet accident form

Start 8.45 am

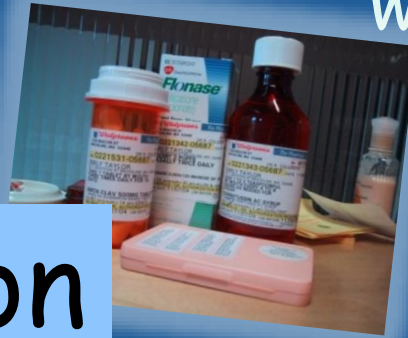


Please be on time to
drop off and collect
your child

End 3.15 pm

Emergency Contact

Keep us up to date
with emergency
contact numbers.



Medication

Please let us know if your child needs daily medication such as an asthma pump or eczema cream.

Additional medicines will only be administered if accompanied by a medication form and only if required more than 3 times a day.



Head Bumps

- Phone call home- a message may be left
- Note in book bag

Transition packs for Parents

- Registration Form
- Information on your child to fill in and return
- ParentMail Form and Data Form
- Reception Information Pack (Curriculum Planner/RWI)
- Uniform information
- School Dinners - FSM
- Holiday Dates
- Starting times and days for September
- Squirrel Club information

THE SOONER THE FORMS ARE RETURNED THE SOONER WE CAN GET TO UNDERSTAND THE NEEDS OF YOUR CHILD I WILL BE IN TOUCH AFTER THIS MEETING TO CONFIRM YOUR CHILDS TRANSITION DAY!

How can I help my child prepare?

- Getting dressed
- Eating
- Toileting
- Washing hands regularly
- Communicating needs
- Routine
- Talk about school during the holidays

I'm finished!



What will happen once my child has started school?

- The door is always open if you have questions or concerns - after school is a better time to talk than in the mornings which can be quite busy.
- There will be 4 Parent workshops in the first term focused home to school communication, reading, writing and maths
- Reading record books.
- Parents' Evenings three times in the year.
- Look out for weekly updates about our activities on TEAMS
- Don't be a stranger - the more we work together the better the experience for everybody.



Transition sessions next week

- Wednesday, Thursday and Friday 1.30 - 2.40
- You will automatically be granted the sessions that you requested
- Please come to the main school office and you will be escorted down to Reception by our Year 6 children (children from pre-school next year will be brought through)
- Once at Reception classroom, we will welcome the children at the door.
- We ask parents to leave their child at the door
- Please return back to the office no later than 2.35.

Any questions?